



VINCENNES UNIVERSITY  
**DUAL CREDIT**

# Returning Student Instructions

A Guide to the Course Selection Process

# Accessing the Portal

- Option 1:
  - Go to the application portal at the following address:  
[https://connect.vinu.edu/portal/de\\_application](https://connect.vinu.edu/portal/de_application)
- Option 2:
  - Students (New & Returning) can also scan the following QR Code with their mobile devices to access the Dual Credit Application:
- Option 3:
  - Returning VU Dual Credit Students can also access the registration application via VU-x (**This option is for RETURNING students only**)
    - Go to [vinu.edu](http://vinu.edu)
    - Click the VU-x link on the right side of the screen and enter your username & password. Once in, look for the card titled “Dual Credit Application”.



- On the sign-in screen, select **"Returning Students Login Here"**

Dual Credit App Portal

connect.vinu.edu/portal/de\_application

Home - VULX | Calendar | Gmail | Google Drive | Gemini | Welcome - Project E... | 100% Free People S... | JW Jehovah's Witness... | Printer Command C... | Purchasing Sites | Educational Info | B. Booking.com

IGNITE YOUR JOURNEY. APPLY NOW AND BLAZE YOUR TRAIL WITH VINCENNES UNIVERSITY!

VINCENNES UNIVERSITY

Please click the link below to login if you are new to Dual Credit

New Students Apply Here→

Returning Students

Returning Students Login Here→

VINCENNES UNIVERSITY

812-888-VUVU | 800-742-9198

1002 North First Street Vincennes, Indiana 47591

Sign Up for E-Alerts | Sign Up for the VU News Insider | Contact Us

Accreditation

Emergency Procedures

Employment

For Media & Press

Student Complaint

Student Right to Know

Campus Maps

Protect VU

Sitemap

f i+ t i n y

# Login

- Enter the email address and password associated with your VU account
  - If you are unsure about your password, click the “**Forgot Your Password?**” link that is located on the login page

## Login

To log in, please enter your email address and password.

Email Address

Password

[Forgot Your Password?](#)



Login

- If you select “Forgot Your Password, you will be asked to enter your email address and birthdate.
  - If you try your email and it tells you, you don’t exist, then you may have registered with a different email initially.
- Click **Reset Password** and follow the instructions

## Reset Password

If you have forgotten your password, you may request a new password by email.

Email Address

Birthdate

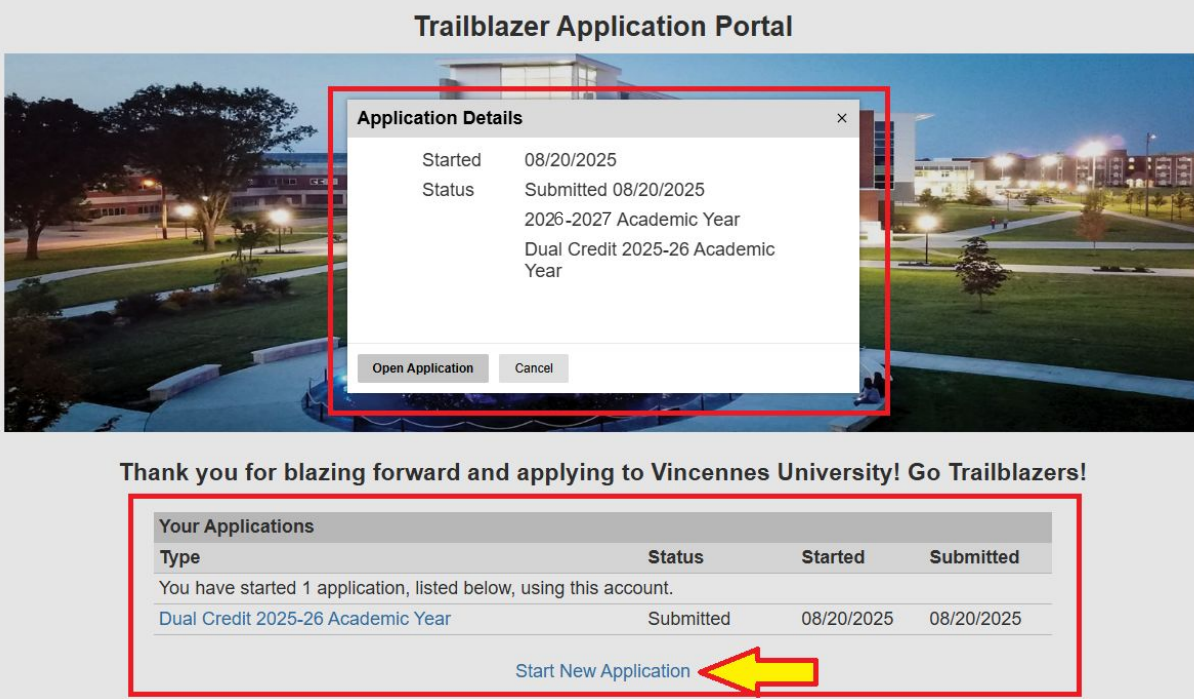
Reset Password

---

# Start New Application

- Once you have logged in, you will be asked to open an application to view. Please open the application that says **“Dual Credit 2026-27 Academic Year”**.
- If Dual Credit 2026-27 Academic Year does not appear, select **“Start New Application”**

Trailblazer Application Portal



The screenshot shows the Trailblazer Application Portal interface. A modal window titled "Application Details" is open, displaying the following information:

Started	08/20/2025
Status	Submitted 08/20/2025
	2026-2027 Academic Year
	Dual Credit 2025-26 Academic Year

Buttons for "Open Application" and "Cancel" are visible at the bottom of the modal.

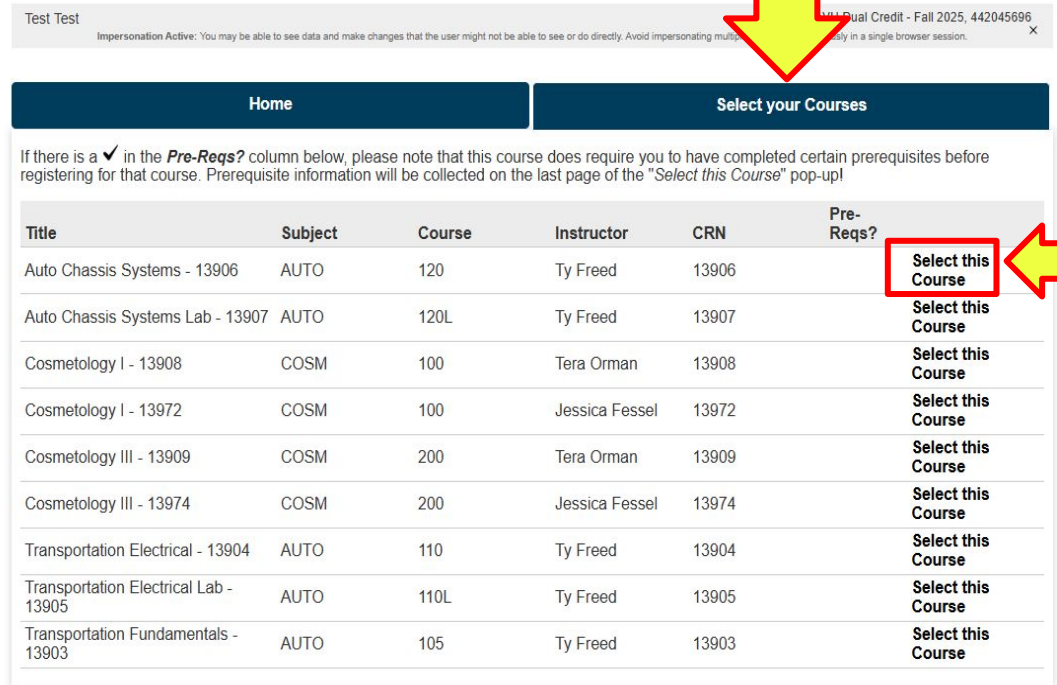
Thank you for blazing forward and applying to Vincennes University! Go Trailblazers!

Your Applications			
Type	Status	Started	Submitted
You have started 1 application, listed below, using this account.			
Dual Credit 2025-26 Academic Year	Submitted	08/20/2025	08/20/2025

[Start New Application](#)

# Registering for Classes

- Once your application is submitted, click "**Select your Courses**" in the top right corner of the screen
- Find the dual credit course you want to take and click "**Select this Course**"



The screenshot shows a web interface for course selection. At the top, there is a navigation bar with "Home" and "Select your Courses". A yellow arrow points to the "Select your Courses" button. Below the navigation bar, there is a warning message about prerequisites. A table lists various courses with columns for Title, Subject, Course, Instructor, CRN, and Pre-Reqs?. A red box highlights the "Select this Course" button for the first row, and a yellow arrow points to it from the right. The table data is as follows:

Title	Subject	Course	Instructor	CRN	Pre-Reqs?
Auto Chassis Systems - 13906	AUTO	120	Ty Freed	13906	Select this Course
Auto Chassis Systems Lab - 13907	AUTO	120L	Ty Freed	13907	Select this Course
Cosmetology I - 13908	COSM	100	Tera Orman	13908	Select this Course
Cosmetology I - 13972	COSM	100	Jessica Fessel	13972	Select this Course
Cosmetology III - 13909	COSM	200	Tera Orman	13909	Select this Course
Cosmetology III - 13974	COSM	200	Jessica Fessel	13974	Select this Course
Transportation Electrical - 13904	AUTO	110	Ty Freed	13904	Select this Course
Transportation Electrical Lab - 13905	AUTO	110L	Ty Freed	13905	Select this Course
Transportation Fundamentals - 13903	AUTO	105	Ty Freed	13903	Select this Course

- A confirmation box will appear
  - Click "**Submit**" to confirm your selection

column below, please note that this course does require you to have completed ce  
quis

**Confirm Course Selection** Prev Next x

Please confirm your interest in registering for the course below by clicking the "Submit" button at the bottom of your screen.

**Term**

2025 Fall ▼

**Course Name**

Auto Chassis Systems - 13906

**Submit**

# Course Prerequisites

- Some courses have prerequisites as indicated by the checkmark under Pre-Reqs?

Title	Subject	Course	Instructor	CRN	Pre-Reqs?	
American History I - 13029	HIST	139	Daniel Derda	13029	✓	Select this Course
College Algebra - 13034	MATH	102	Brian Tearman	13034	✓	Select this Course
College Algebra - 13957	MATH	102	Logan Posson	13957	✓	Select this Course
College Algebra - 13987	MATH	102	Taryn Schmidt-Robbins	13987	✓	Select this Course
Digital Logic I - 14175	ELEC	130	Christopher Hill	14175		Select this Course
English Composition I - 13031	ENGL	101	Callista Keeney	13031	✓	Select this Course
English Composition I - 13154	ENGL	101	Nathaniel Houston	13154	✓	Select this Course
Finite Mathematics - 13988	MATH	111	Taryn Schmidt-Robbins	13988	✓	Select this Course
Intro to Audio-Video Prod - 13032	BCST	102	Lauren Tauer	13032		Select this Course
Speech - 14178	COMM	143	Linda Langford	14178	✓	Select this Course
Video Product I (Stud Prod) - 13033	BCST	140	Lauren Tauer	13033		Select this Course

- If a course has prerequisites a pop up box will appear after you select the course
- Enter your High School GPA
- Answer the following questions and then click submit
- *Note: If you can only select 1 option under SAT/ACT, we already have a score for you for the other test*

3737	HIST	139	Andrew Daily	13737	✓
13736	LITR	222	Haley Lancaster	13736	✓
Government -	<b>Confirm Course Selection</b> <span style="float: right;">Prev <a href="#">Next</a> x</span>				
33	This course has prerequisites that are required in order to be registered. Please complete the information below. <i>Please Note: If you don't meet these pre-req's you may be ineligible for this course</i>				✓
s - 13761	<b>Self-Reported HS GPA</b>				
s Lab - 13762	<input type="text"/>				
- 13756	<b>Have you taken Algebra 1?</b>				
Impact Lb -	<input type="text"/>				✓
Impacts -	<b>Have you taken Algebra 2?</b>				✓
metry I -	<i>Note: If you can only select 1 of the options, then we already have a score for you for the other test!</i>				
38	<b>Have you taken the SAT/ACT Before?</b>				✓
- 13742	<input type="text"/>				✓
P Lab -	<b>Placement Information on Record</b>				✓
atomy+Phys -	<a href="#">--&gt; Tests</a>				✓

- The course will be listed on your "Home" tab with a "Registration Status" of "In Process"
- You can select more courses by clicking "Select Your Courses" again

The screenshot shows a web portal interface. At the top, there is a navigation bar with two tabs: "Home" and "Select your Courses". The "Home" tab is highlighted with a red rectangular box. A large yellow arrow with a red outline points down from the top of the page towards the "Select your Courses" tab. Below the navigation bar, the main content area is divided into two columns. The left column contains a welcome message and a table of requested courses. The right column contains VUX account information and activation instructions. The "Registration Status" column in the table and the "In Process" status for the first row are highlighted with red rectangular boxes.

Test Test VU Dual Credit - Fall 2025, 442045696

Impersonation Active: You may be able to see data and make changes that the user might not be able to see or do directly. Avoid impersonating multiple users in a single browser session. X

**Home** **Select your Courses**

### Welcome to your Dual Enrollment Registration portal, Test!

Thank you for your Dual Enrollment Registration. You will be able to view information about your registration status, including missing documents, next steps, and your enrollment in this portal.

**Your Next Step:** Go to the "Select your Courses" to select courses for the semester.

**You've requested to take the following courses during this semester:**

Term	CRN	Section	Title	Registration Status
2025 Fall	13906		Auto Chassis Systems 13906	In Process

#### VUX Information

**Student ID Number:**  
**Preferred Email:**  
lorisiglin@gmail.com

#### Activate Your VUX Account

You will use your VUX account to access Vincennes University systems such as Blackboard and DegreeWorks. Please use the steps below to gain access to your VUX account.

1. Click [here](#) to be taken to the VUX login page.
2. If you are a first time user, or are just unsure of your login information, click the "Forgot Password" link.

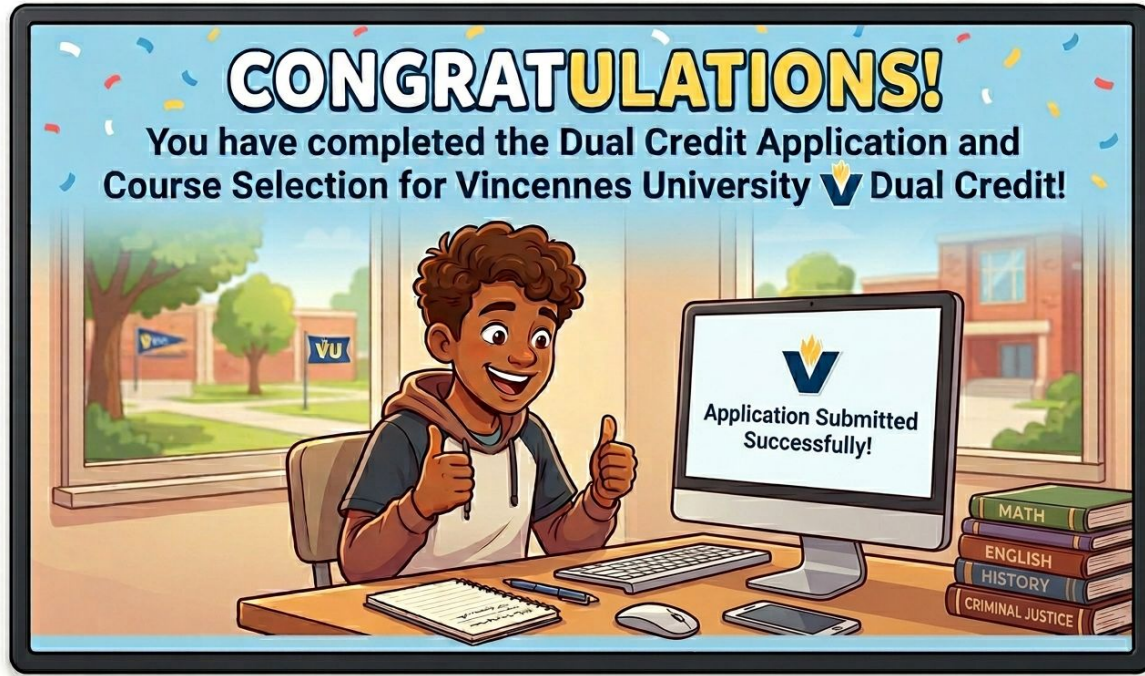


Image generated using artificial intelligence (AI).

## Need help or have questions?

Contact the Dual Credit Office at [VUDualCredit@vinu.edu](mailto:VUDualCredit@vinu.edu) or 812-888-4337