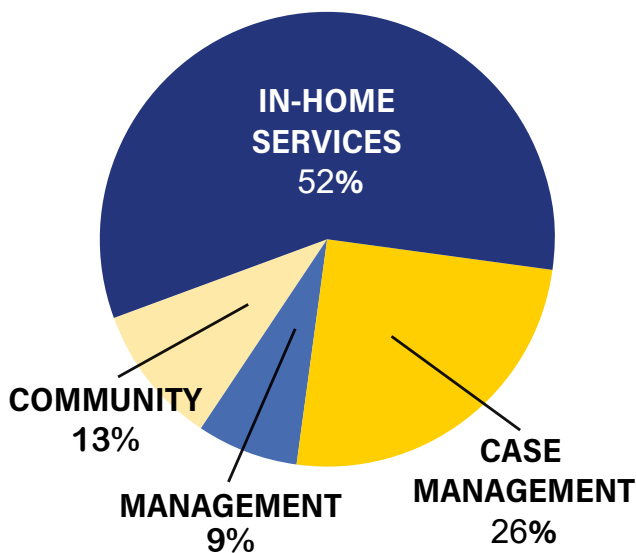


ANNUAL REPORT

Fiscal Year 2024-2025

Generations depends on federal and state dollars and donations from individuals and charities. Below is a profile of our financial position.

Our major funding sources include Older Americans Act, CHOICE, Social Service Block Grant, Medicaid Waiver and RSVP. Generations also receives funding from area businesses, community foundations, industries and individuals to support the programs and services offered by our agency.



REVENUES

Federal Funds	\$ 2,405,570
State Funds	\$ 1,164,831
Client Contributions	\$ 13,043
In-Kind Match	\$ 127,304
Fees/Cost Share	\$ 6,354
Cash/Other/Grants	\$ 94,115
TOTAL	\$ 3,811,218

UNITS OF SERVICE

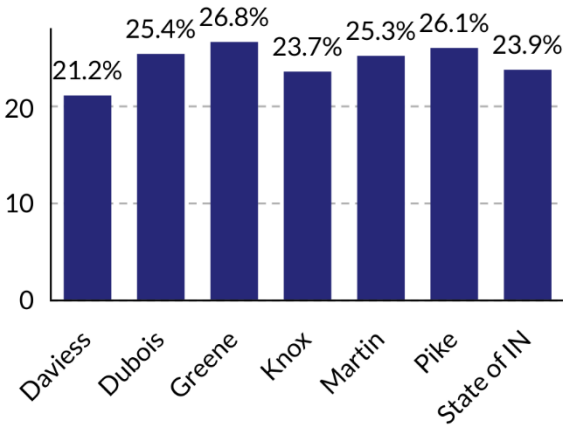
Meals on Wheels	70,904 Meals
Congregate Meals	20,021 Meals
Homemaker	1,587 Hours
Legal	252 Hours
Transportation	22,136 Rides
Billable Outreach	8,513 Contacts
Case Management	33,150 Units
Personal Care	11,585 Hours
Volunteer Services	19,594 Hours
Pre-Admission Screening	309 Screenings

EXPENDITURES REVENUE

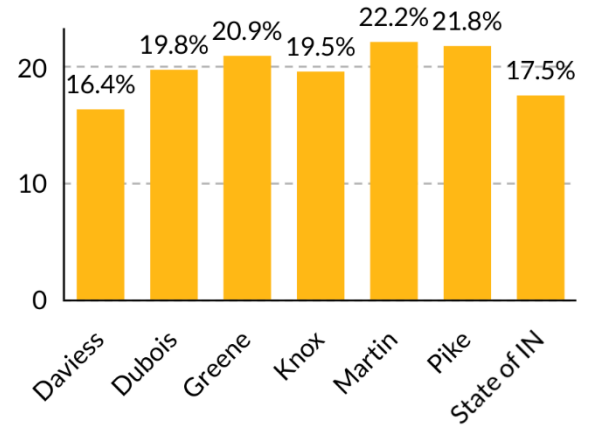
Aging & Disability Resource Center	\$ 428,383
Transportation	\$ 46,182
In-Home Service	\$ 867,810
Home Delivered Meals	\$ 655,857
Congregate Meals	\$ 205,139
Case Management	\$ 990,724
Legal	\$ 5,505
Ombudsman	\$ 48,016
Management-Admin	\$ 337,294
TCE/RSVP/Produce	\$ 112,977
Angelworx	\$ 113,321
TOTAL	\$ 3,811,218

Generations' Mission: to offer older adults, individuals with disabilities and caregivers options for a better quality of life

Population: Ages 45-64



Population: Age 65+



SERVICE AREA POPULATION: 166,797

4,816

I & R Sessions

46,338

Units of Attendant Care

13,031

Units of Respite Care

90,925

Meals Provided

6,346

Units of Home & Community Assistance

22,136

Transportation Trips Provided

ANNUAL IMPACT

Provided 66,477+ Hours of Direct Services

Regional Impact on 51,878 Individuals

Agency Services

- Aging & Disability Resource Center (ADRC)
- Care Management
- Options Counseling
- Tax Counseling for the Elderly
- State Health Insurance Assistance Program (SHIP)
- Volunteer Programs
- Disease Prevention & Health Services
- Nutrition Program
- Evidence-Based Health & Wellness Programs
- In-Home Services
- Senior Medicare Patrol (SMP)
- Dementia Programs and Resources
- Family Caregiver Support Program

SERVICE BY COUNTY \$1,362,943

