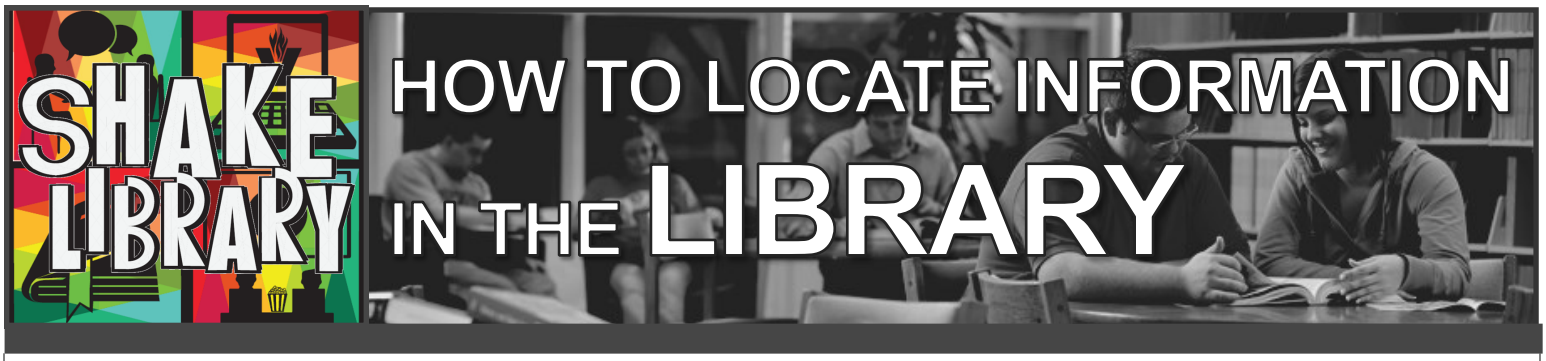

HOW TO LOCATE INFORMATION IN THE LIBRARY

Vincennes University's Shake Library houses a wide array of electronic and printed research sources. This assignment will introduce you the Library and show you how to locate and use print and electronic sources. Specifically, students will learn about:

- The VU Shake Library webpage, which will take you to your starting point to find resources, such as books, eBooks, magazine/periodical articles, and a host of electronic databases:
  - ACCESS **ON** CAMPUS: Go to **www.vinu.edu**, click "Menu" at the top of the screen in the right-hand corner. Click the plus sign (+) next to "Majors & Academics," and then click the Library link.
  - ACCESS **OFF** CAMPUS: Go to **www.vinu.edu**, click the MyVU link, upper left, and log in to your account; then access the Library link.

- OneVU is a Discovery Tool used to locate books, eBooks, periodical articles, music CDS, and other resources owned by the Library.

- Online databases/resources, such as EBSCOhost and many others, allow you to retrieve full-text magazine, newspaper, and journal articles.
- Reference Books are available in the Library's Print and Online Reference Collection.

Need Help? Contact a VU Librarian

⇒ **Email Us:** **libref@vinu.edu**.

⇒ **Call Us: 812-888-5810**

⇒ **Facebook:** **Shake Library, Vincennes University**

⇒ **Twitter:** **@ShakeLibrary**

⇒ **Chat With Us Online:** **Livechat** via Library webpage (left side of home page under "Ask a Librarian").

Shake Library Hours

Monday-Thursday: 7:30AM – MIDNIGHT

Friday: 7:30AM – 6:00PM

Saturday: 11:00AM – 6:00PM

Sunday: 2:00PM – MIDNIGHT

LIKE SHAKE LIBRARY | TWEET @SHAKELIBRARY | FOLLOW @SHAKELIBRARY | PIN SHAKE LIBRARY | WATCH THESHAKELIBRARY

ASSIGNMENT ONE: FIND BOOKS WITH ONEVU

Basic Search

There are two basic ways to access Shake Library's website:

- ACCESS **ON** CAMPUS: Go to www.vinu.edu, click "Menu" at the top of the screen in the right-hand corner. Click the plus sign (+) next to "Majors & Academics," and then click the Library link.
- ACCESS **OFF** CAMPUS: Go to www.vinu.edu, click the MyVU link, upper left, and log in to your account; then access the Library link.

You can access OneVU on the Library's home page to answer the questions below. Select **Shake LRC** from the drop-down menu to specifically search for physical items in the Library (such as books).



1. Find the book titled *Duel for the Dunes: land use conflict on the shores of Lake Michigan*. Answer the following:

   Author: _____

   Name of Publisher: _____

   Place of Publication: _____

   Call Number of Book: _____

2. Search BASEBALL.
   How many results did you find for:
   TOTAL: _____

   CONTENT
   Biography: _____

   Fiction: _____

   Non-Fiction: _____

   Titles of two books about BASEBALL:

   _____ _____

   _____ _____

3. How many books can you find written by or about J.K. Rowling?_____

Advanced Search

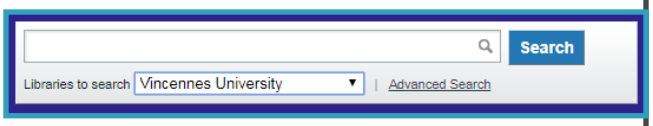

Click on the Advanced Search link under the OneVU search box.

1. Select **Author** from the drop-down menu, and set **Vincennes University** from the Library drop-down menu.

How many books written by **Toni Morrison** are does the Library have?

Print book: _____

eBook: _____

2. In the right-hand corner of the results screen, select **Date (Oldest First)** from the **Sort by** drop-down menu.

   Provide the following information for the oldest book listed:

   Title: _____

   Date Published: _____

   Name of Publisher: _____

   Place of Publication: _____

   Call Number of Book: _____

3. Return to the **Advanced Search** page. Search for basic key words such as **youth politics**, and select **Keyword** from the drop-down menu, and set **Shake LRC** from the Library drop-down menu. Limit to more recent publications by using the **Year** feature and search for books published between **2008** and **2018**. How many print books did you find?

   _____

   Click on the book titled ***Youth to power: how today's young voters are building tomorrow's progressive majority***.

   Some items in OneVU contain a variety of useful information, such as the Table of Contents of a book.

   What is the first chapter of this book titled?

   _____

4. Another useful feature of OneVU is that it helps you find citations, such as MLA and APA, for use in citing your resource. While on the ***Youth to power*** page, click on the **Cite/Export** link at the top of the page. Select MLA. Write the citation below:

   _____

   _____

Finding eBooks

The Library contains a large collection of eBooks. All books, whether print or online, are listed in OneVU. EBooks may be accessed by clicking on the **View Now** and **View eBook** links for the eBooks' OneVU listing. You will be prompted to log on with your MyVU account if you have not done so already.

1. Return to the Library's home page (www.vinu.edu/shake-library), and use the OneVU search box and select **Vincennes University** from the drop-down menu. Type in **stress management** and click **Go**.

   In the left column of the page, restrict your results to **eBook** only.

   How many eBooks did you find? _____

2. Select one eBook from your results and click on the title, and answer the following:

   Title: _____

   Author (if listed): _____

   Database Name (listed under **Find a copy online**, under the **View eBook** link): _____

ASSIGNMENT TWO: FINDING ARTICLES

OneVU

Remember:

- ACCESS **ON** CAMPUS: Go to www.vinu.edu, click "Menu" at the top of the screen in the right-hand corner. Click the plus sign (+) next to "Majors & Academics," and then click the Library link.
- ACCESS **OFF** CAMPUS: Go to www.vinu.edu, click the MyVU link, upper left, and log in to your account; then access the Library link.

With OneVU, you can search for articles in the Library's online databases as well as physical copies in the Library. Using the search box on the Library's homepage, select **Vincennes University** from the drop-down menu.



1. Do a search for **prescription drug addiction**. After receiving your results, limit to articles by clicking the box next to **Article** under **Format**, in the left column of the screen.
   How many articles did you find? _____
2. Click on an article's title, then click **View full text** under **Find a copy online**. If the first link does not work, try the next one, and so on, until you can access your article. Answer the following:
   Author (if available): _____

   Title: _____

   Title of Source Publication or Journal Name: _____

   _____

   Date Published: _____

   Name of Database: _____

Databases: *Academic Search Premier*

Thousands of full-text magazine, newspaper, and journal articles (among other sources) are available from numerous databases to which the Library subtribes. For this exercise, we will focus on Academic Search Premier, a great starting point for any type of research.

- Go to the Library's homepage.
- Scroll down to **Research and Research Guides**, and click on **Databases A►Z**.
- Click on the **Academic Search Premier** link.

1. Type **Rain Forest** in the search box and click **Search**. How many results did you get?

   _____

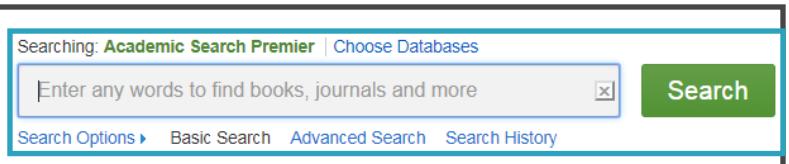

2. For a more specific search, click on **Advance Search** under the search box at the top of the page. In the top search box, type **Rain Forest**, and select **Title** from the drop-down menu. (This will look for your search terms **rain forest** in the titles of articles only.) How many results did you get?

   _____

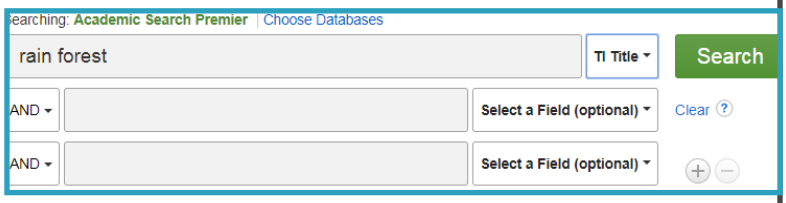

3. Narrow your search by using the options under **Limit To**. Select **Full Text** and limit the **Publication Date** to **2008 - 2018**.How many results did you get?

   _____

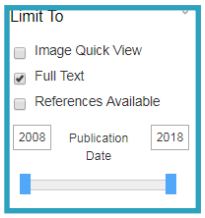

4. Find one article from your results and answer the following:

   Title: _____

   _____

   Author (if listed): _____

   _____

   Source (name of periodical/journal): _____

   Date:_____ Volume:_____ Page(s): _____

   Subject Terms: _____

   _____

   Is there an Abstract (summary)? YES NO

5. Now click the email icon 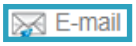

and email the article to yourself (using any email address you choose).

6. Now click the citation icon.

What is the citation for this article in MLA format?

   _____

   _____

ASSIGNMENT THREE: ONLINE REFERENCE RESOURCES

This assignment will focus on several of the Library's online reference sources useful for college research and writing assignments. What are reference sources?

> "Reference sources are authoritative works that help you locate information about people, facts, and ideas. These sources can help you find the date of an important event, major achievements of an individual or organization, or a definition of a term or concept." (Pressley, Lauren, and Audra Eagle Yun. "Reference Resources." *Research Like a Librarian*, Wake Forest University, cloud.lib.wfu.edu/blog/research-like-a-librarian/reference-resources/.)

Remember:

- ACCESS **ON** CAMPUS: Go to www.vinu.edu, click "Menu" at the top of the screen in the right-hand corner. Click the plus sign (+) next to "Majors & Academics," and then click the Library link.
- ACCESS **OFF** CAMPUS: Go to www.vinu.edu, click the MyVU link, upper left, and log in to your account; then access the Library link.

Britannica Academic

This is the online version of the traditional *Encyclopedia Britannica*, which tends to be the most detailed of the general encyclopedias. However, the online version is a much more powerful reference tool than the old print version. Its subject strength is in the humanities (art and literature) and historical coverage, but it also has increased its focus to include science and technology material.

- On the Library's homepage, scroll down to **Research and Research Guides**, and click on **Databases A►Z**.
- Click on the Britannica Academic link.
- Make sure the **Articles** button is selected under the search box.
- Answer the following:

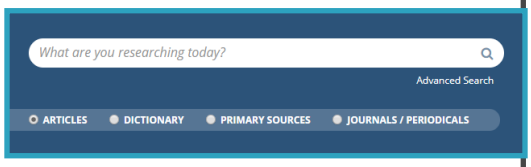

1. What poet is credited with formulating the **Imagist** movement in poetry?

   _____

2. How tall does a building have to be to earn the title of **skyscraper**?

   _____

3. What is **numerical control**?

   _____

   _____

If you need the definition of a word, *Britannica Academic* uses

Merriam-Webster Collegiate Dictionary.

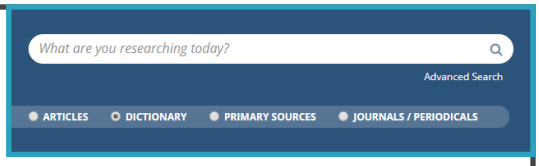

Click on the **Dictionary** button under the search box.

1. What does it mean to **perambulate**? _____
2. If somebody tells you they have **joie de vivre**, how do they feel? _____

CREDO Reference

CREDO contains a large quantity of searchable reference books on most research topics.

- On the Library's homepage, scroll down to **Research and Research Guides**, and click on **Databases A▶Z**.
- Click on the Credo Reference link.
- Click **Advanced Search** under the search box.

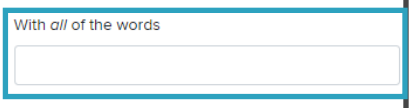

1. Find articles about **hip-hop music**. Use the **All of the words** search box. How many results did you get? _____
2. Be more specific in your search by selecting **Length** under **Filter Your Search**. Click the **Long** box so that the longest article will come up first. This feature helps you find longer, more substantial articles. How many words long is the first article listed (it will be stated in the individual listing right above **Key Concepts**)? _____

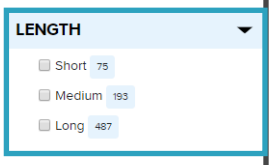

3. What is the title of this article? _____

_____

Biography in Context

Use *Biography in Context* for in-depth coverage on more than 400,000 individuals both past and present.

- On the Library's homepage, scroll down to **Research and Research Guides**, and click on **Databases A▶Z**.
- Click on the Biography in Context link.

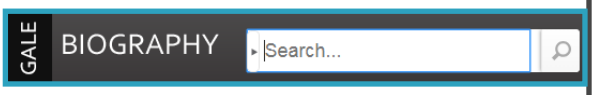

1. Search for **Malcolm X**.

   When was he born? _____

   When did he die? _____

   What was his name, originally? _____

2. You can also find information from magazines and other news sources by clicking specific headings. Scroll down the main page about Malcolm X and find the **Magazines** heading.



   How many magazine articles are available? _____

3. Select the **Browse People** link near the top of the page. From the **Choose a Category** drop-down menu, select **Nobel Peace Prize Winners**.

In what year did **Sean MacBride** win the Nobel Prize? _____

Gale Virtual Reference Library

Gale Virtual Reference Library is a very useful collection of many reference books.

- On the Library's homepage, scroll down to **Research and Research Guides**, and click on **Databases A►Z**.
- Click on the Gale Virtual Reference Library link.

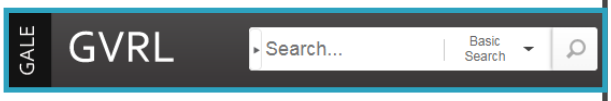

1. Use the search bar at the top of the page to find information about **juvenile crime**.
   How many results did you get? _____
2. Pick one article and answer the following:

   Title of Article: _____

   Name of Reference Book it appears in: _____
3. Click the Citation Tools button 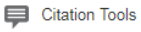

, and write down the MLA citation:

   _____

   _____